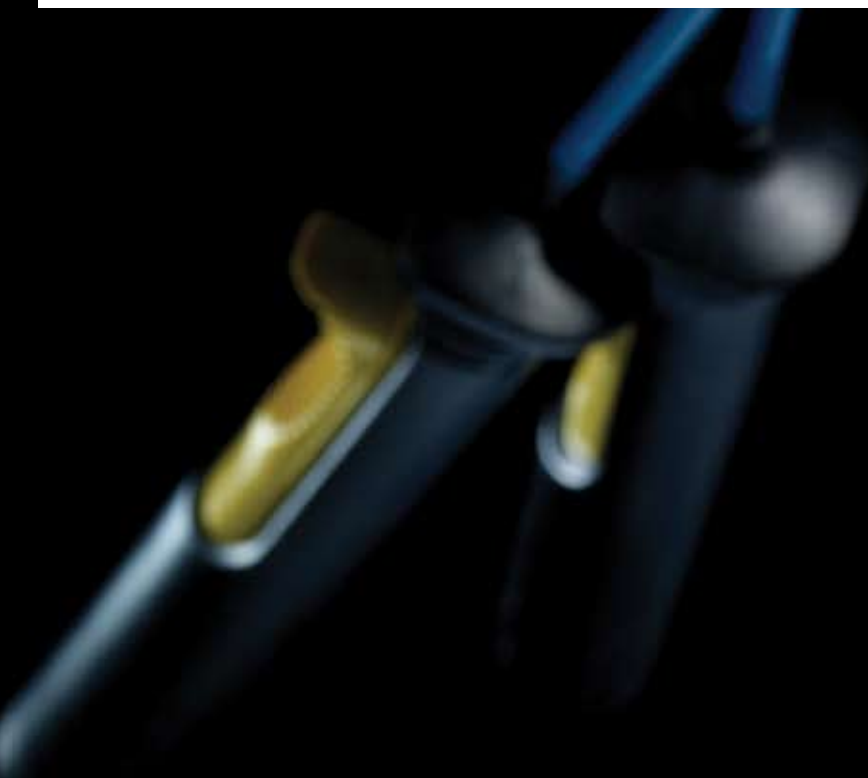




 **smith&nephew**  
**ULTRA FAST-FIX<sup>®</sup>**  
Meniscal Repair System

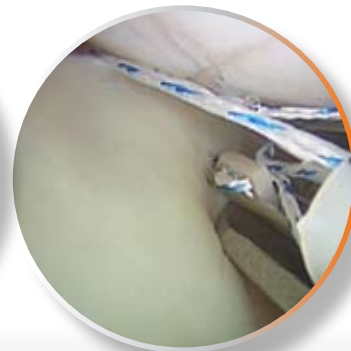
All-inside meniscal repairs have  
never been stronger or easier.

Now with an easier-sliding knot and ULTRABRAID<sup>®</sup> suture.





**1** Deploy preloaded implant 1.



**2** Deploy preloaded implant 2.

### THE TECHNIQUE

The ULTRA FAST-FIX<sup>®</sup> Meniscal Repair System is a unique all-inside implant system, offering the fixation strength of an open-vertical mattress stitch without the invasive surgical procedure normally required for suture-based repairs.

When the original FAST-FIX<sup>®</sup> Meniscal Repair System was introduced in 2001, it set the benchmark for minimally-invasive, all-inside repairs. Thanks to its preloaded implants, pre-tied sliding knot, and innovative pusher/cutter device, this innovative system lets you deploy two implants vertically or horizontally on either side of the meniscus, tighten the suture and trim the excess.

Building on its proven clinical success, the all-new ULTRA FAST-FIX system adds easier knot sliding and stronger suture. The result is a faster, more secure meniscal repair system that will help maximize the chances of a successful meniscus tear recovery.

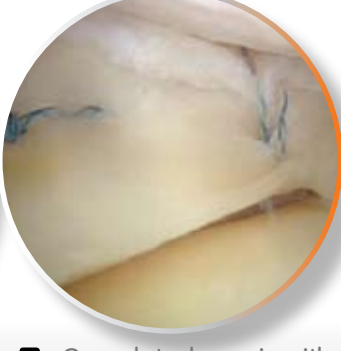




**3** Slide the pre-tied knot, tighten the suture, and trim the excess.



**4** Use the reverse-curved needle to repair tears on the inferior surface (tibial side).



**5** Completed repair with vertical and horizontal mattress stitches.

The only product of its kind.

**Fast and easy**

Unlike conventional suture-based repair systems, the ULTRA FAST-FIX system is an implant system with a pre-tied, self-sliding knot that eliminates the need for intra-articular knot tying.

**Strong and clinically proven**

Provides a strong, reproducible and reliable meniscal repair with biomechanical properties equal to that of the open, vertical mattress stitch suture technique.

**Contains no hard device heads**

Minimizes trauma to articular cartilage

**Easy knot sliding with ULTRABRAID<sup>®</sup> suture**

Offers advantages over traditional polyester suture, including higher knot-breaking strength, increased lubricity and a stronger resistance to fraying.

**PEEK-OPTIMA<sup>®</sup> high strength non-absorbable, polymer implants**

PEEK-OPTIMA polymer lends confidence that the implant will resist breakage when used with high-strength ULTRABRAID suture.

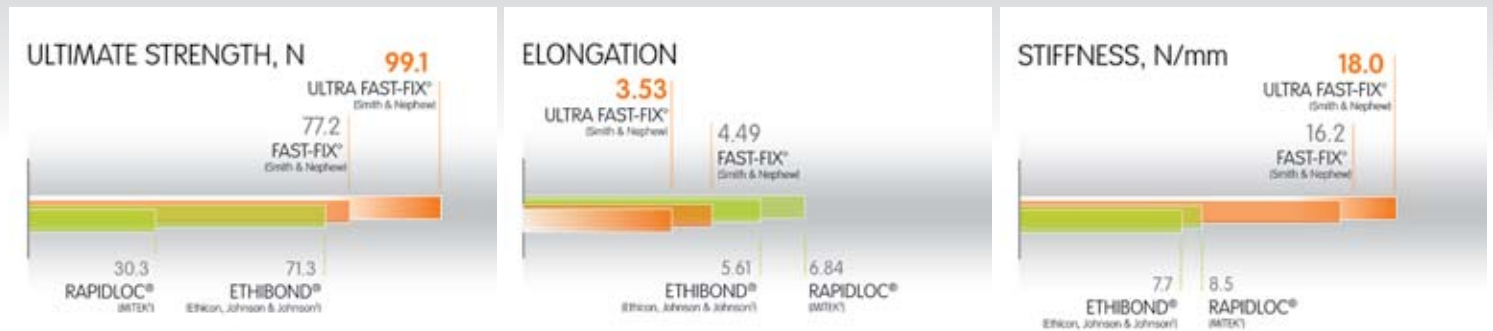
**PLLA absorbable implants**

Bioabsorbable version of ULTRA FAST-FIX.

**Curved and reverse-curved needles**

Curved needles promote safer and easier access to a multitude of tear sites. The reverse-curved needle is designed for repairing tears on the inferior surface. Because the needle's point is on the opposite side of the curve, it can safely enter the inferior area without skiving the meniscus or the tibial plateau.

A Stronger and Stiffer Repair than Competitive Devices



After 1000 cycles between 5N and 20N. All values are means +/- standard errors. Bovine meniscus model.

An evaluation of the mechanical properties of the ULTRA FAST-FIX Meniscal Repair System showed a significant increase in ultimate strength and stiffness, and a decrease in elongation compared to ETHIBOND<sup>®</sup>, RAPIDLOC<sup>®</sup> and the conventional, clinically successful FAST-FIX device<sup>2</sup>. This in vitro mechanical evaluation of meniscal repair devices employed cyclic and load-to-failure mechanical tests on a repaired bovine meniscus.

1. Zantop T, Eggers A, Musahl V, Weimann A, Petersen W. Cyclic testing of flexible all-inside meniscus suture anchors. *AM J Sports Med.* 2005; 33:1-7.  
2. Data on file at Smith & Nephew.



90° Diamond Rasp

45° Diamond Rasp

Knot Pusher/Suture Cutter

Split Cannula

Trimable Depth Penetration Limiter

Meniscal Depth Probe

Slotted Cannula

Suture Funnel



### Meniscal depth probe

Measures the depth of penetration required for the ULTRA FAST-FIX® needle.



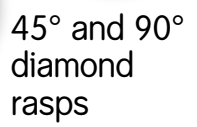
### Trimmable depth penetration limiter

Controls the depth of needle penetration, enhancing safety in patients and allowing predictable meniscocapsular placement, while avoiding neurovascular structure injury.<sup>1</sup>



### Slotted cannula

Introduces the delivery needle into the joint safely; aids in steering to the desired position; can be used to reduce the tear; and minimizes needle skiving. For inferior surface repairs, the cannula can be used to lift the meniscus, providing greater accessibility to the tear.



### 45° and 90° diamond rasps

These angled, diamond rasps are designed specifically to freshen the edge of the meniscal tear surfaces prior to repair, to induce a bleeding response.



### Split cannula

Safely introduces the delivery needle into the joint, keeps debris off the needle and protects the articular cartilage.



### Knot pusher/cutter

This innovative device combines two instruments in one, allowing you to advance the knot to achieve the desired tension and trim the excess suture. The cutter is designed especially to cut ULTRABRAID®.



## Ordering Information

72201491  
72201492  
72201494  
72201495  
72201537  
7210977  
015186

ULTRA FAST-FIX, Curved  
ULTRA FAST-FIX, Reverse Curved  
ULTRA FAST-FIX AB, Curved  
ULTRA FAST-FIX AB, Reverse Curved  
Knot Pusher/Suture Cutter  
Slotted Cannula, reusable  
Meniscal Depth Probe, reusable

014549  
014550  
7210450  
7209950  
011703

45 degree Diamond Rasp, reusable  
90 degree Diamond Rasp, reusable  
Suture Funnel, sterile, box of 10  
Suture Threaders, sterile, box of 10  
Sterilization Tray

Contact your sales representative about information regarding the ULTRA FAST-FIX Technique Guide

Endoscopy  
Smith & Nephew, Inc.  
Andover, MA 01810  
USA

www.smith-nephew.com  
T +1 978 749 1000  
US Customer Service: +1 800 343 5717  
International Customer Service: +1 978 749 1140

1. Coen, Caborn, Urban et. al., Arthroscopy 1998

®Trademarks of Smith & Nephew.  
Certain marks Registered US Patent and Trademark Office.  
All other trademarks acknowledged.  
©2007 Smith & Nephew. All rights reserved.  
Printed in USA. 12/07 10600353 Rev. A